

Dielectrics and Dipoles

Reading - Shen and Kong - Ch. 10

Outline

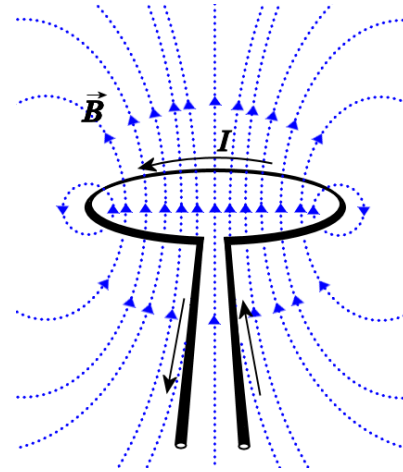
- Polarization and Dipole Density
- Dielectric Constant
- Microphones
- More Dielectric Actuators

True or False?

1. The magnetic moment is defined as

$$m = i a$$

and has units of Amp-m²



2. In a linear magnetic material, the magnetization is given by $\vec{M} = \chi_m \vec{H}$ where χ_m is the magnetic susceptibility with units of m³

3. The energy stored in the magnetic field is $(\frac{1}{2} \mu_0 H^2) \cdot (\text{Volume})$ and has units of Joules.

Electric Fields

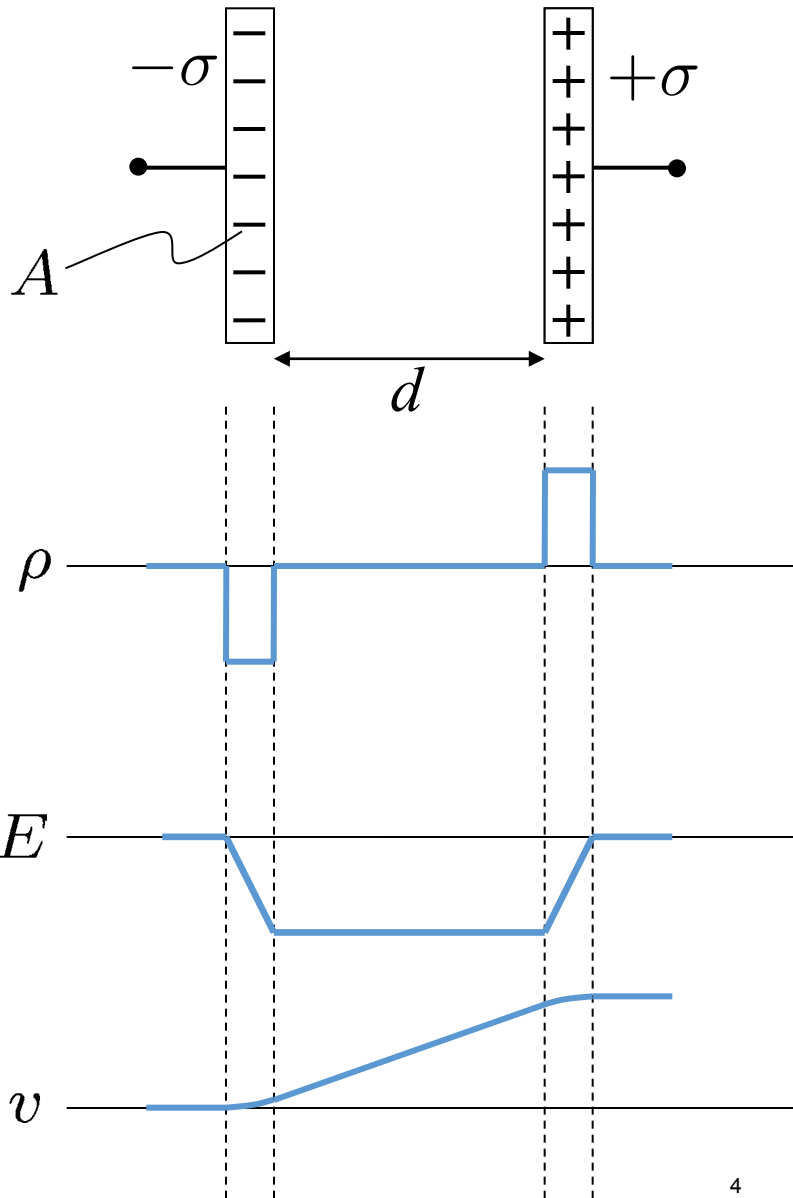
$$\oint_S \epsilon_0 \vec{E} \cdot d\vec{A} = \int_V \rho dV$$
$$= Q_{enclosed}$$

Magnetic Fields

$$\oint_S \vec{B} \cdot d\vec{A} = 0$$

$$\oint_C \vec{E} \cdot d\vec{l} = -\frac{d}{dt} \left(\int_S \vec{B} \cdot d\vec{A} \right)$$
$$\oint_C \vec{H} \cdot d\vec{l} = \int_S \vec{J} \cdot d\vec{A} + \frac{d}{dt} \int_S \epsilon \vec{E} \cdot d\vec{A}$$

Air Capacitors



$$Cv = q$$

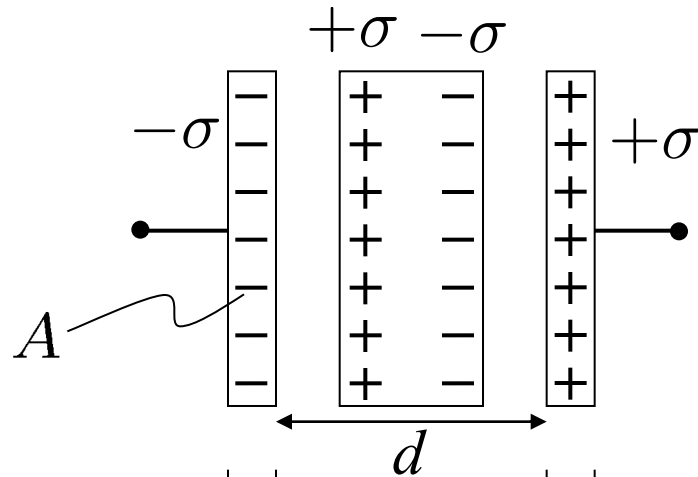
$$\epsilon_o \frac{A}{d} v = \sigma A$$

$$E = \frac{\sigma}{\epsilon_o}$$

$$\oint_S \epsilon_o \vec{E} \cdot d\vec{A} = \int_V \rho dV$$

$$v = - \int \vec{E} \cdot d\vec{l}$$

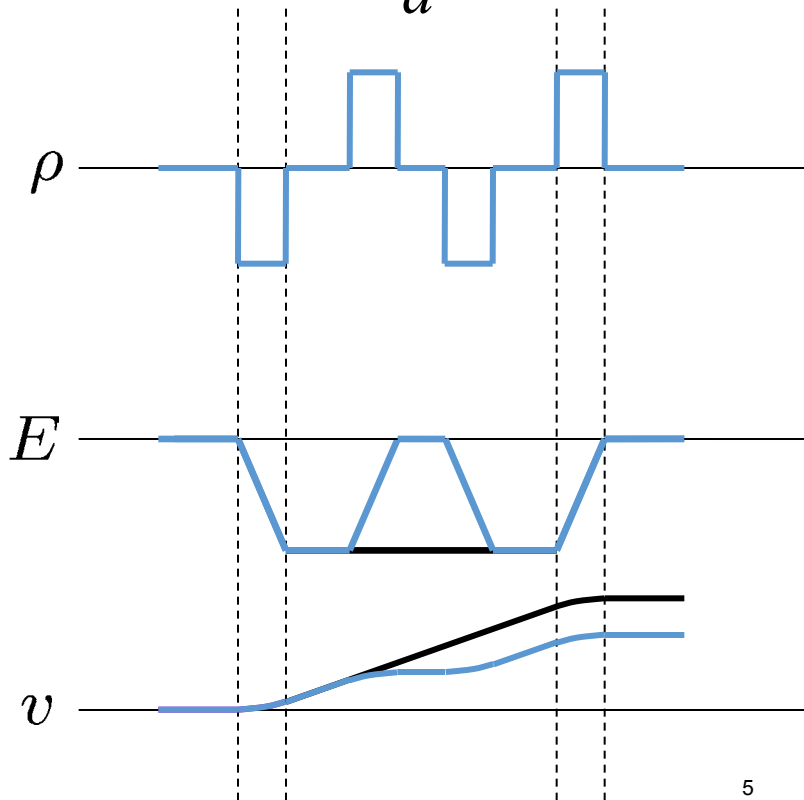
... let's insert a metal sheet between capacitor plates



$$Cv = q$$

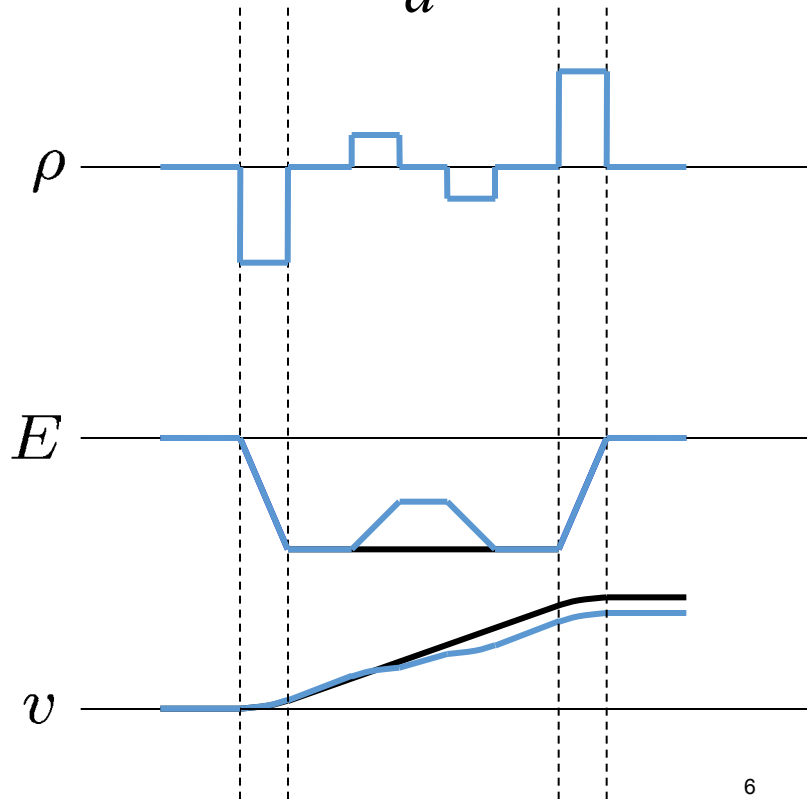
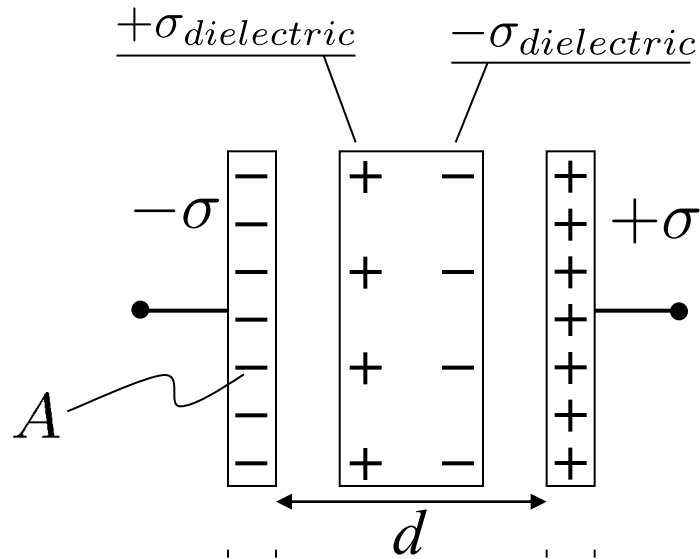
$$\epsilon_0 \frac{A}{d} v = \sigma A$$

$$E = \frac{\sigma}{\epsilon_0}$$



- Capacitance increases
- Since σ remained the same then v decreases

... let's insert an insulator sheet between capacitor plates



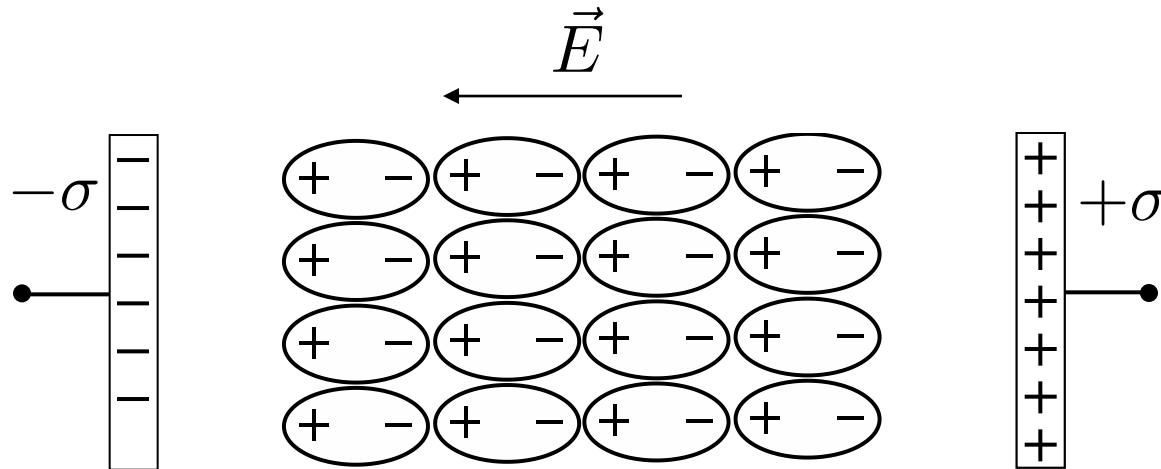
$$\sigma \geq \sigma_{dielectric}$$

- Capacitance increases
- Since σ remained the same then v decreases

Why is there $\sigma_{dielectric}$?

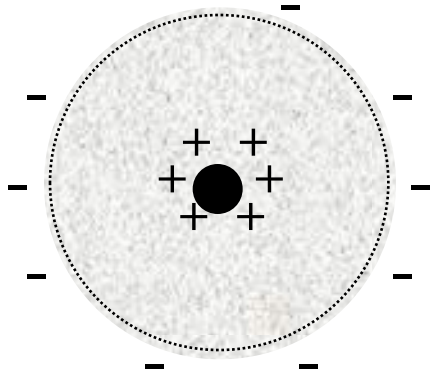
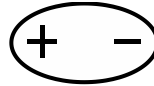
What is the magnitude of $\sigma_{dielectric}$?

When molecules are in an electric field they get stretched

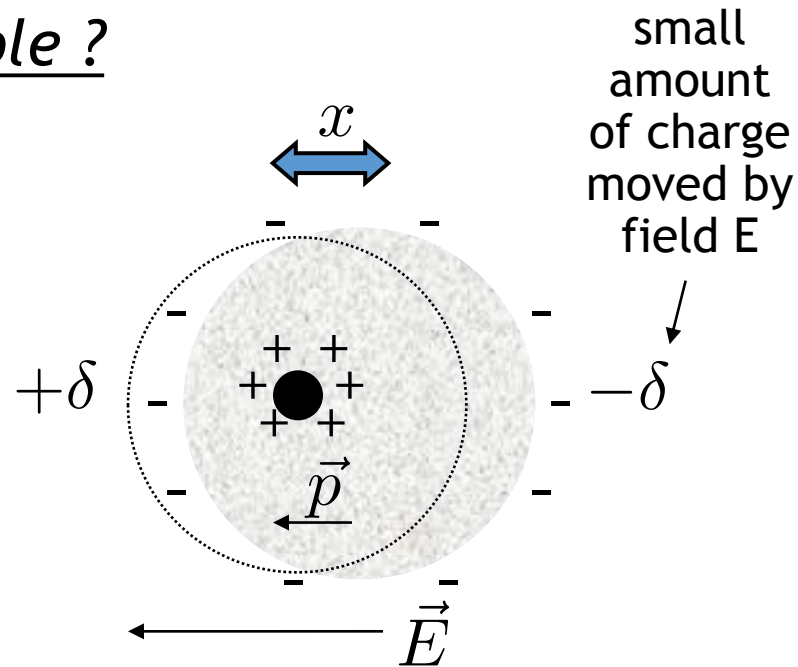


Electric field polarizes molecules ...
... turns them into DIPOLES

What is a Dipole ?



NO external E field



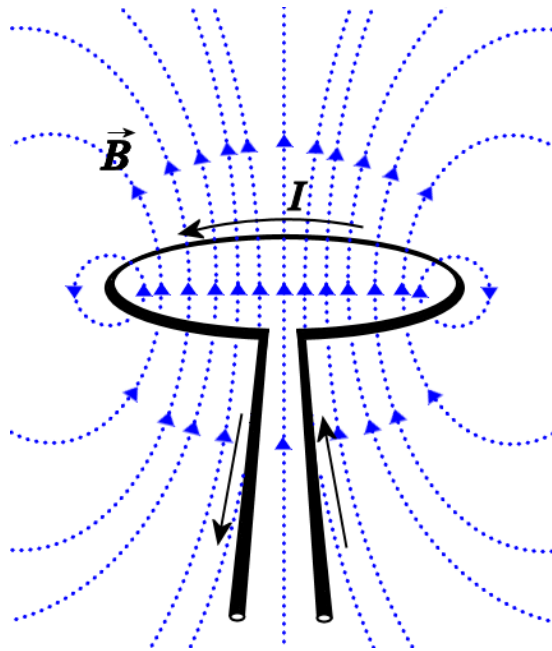
external E field stretches the atom/molecule

$$\text{Dipole Moment} = \vec{p} = \delta \vec{x}$$

electric dipole moment, p (or electric dipole for short), is a measure of the polarity of a system of electric charges. Here x is the displacement vector pointing from the negative charge to the positive charge. This implies that the electric dipole moment vector points from the negative charge to the positive charge. Note that the electric field lines run away from the positive charge and toward the negative charge. There is no inconsistency here, because the electric dipole moment has to do with the positions of the charges, not the field lines.

Analogy Between Magnetic and Electric Dipoles

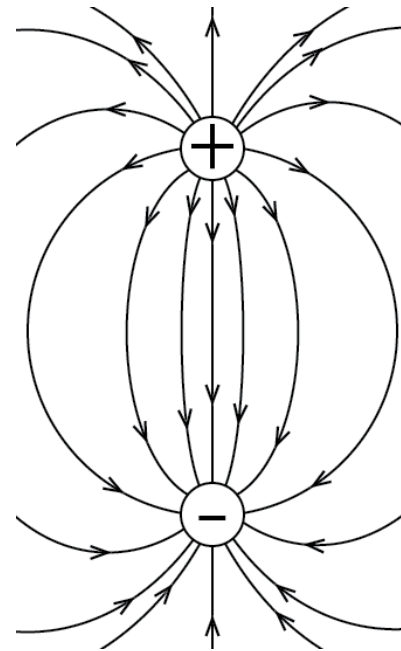
Magnetic Fields



Magnetic
Moment

$$m = i a$$

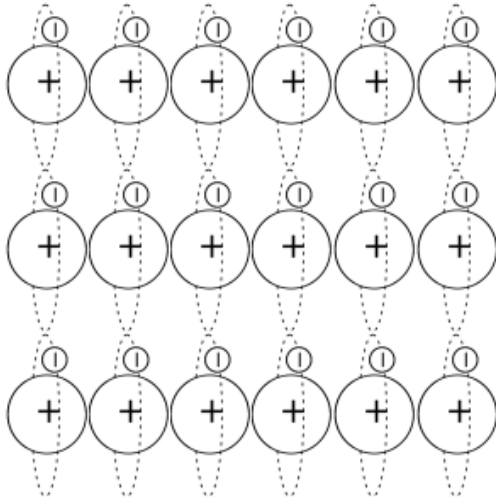
Electric Field



Electric Dipole
Moment

$$m = q d$$

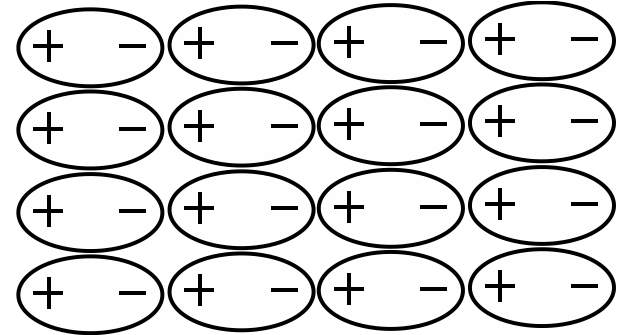
Superposition



The **magnetization** or **net magnetic dipole moment density** is given by

$$\vec{M} = N \vec{m}$$

[A/m] Number of dipoles per unit volume [m⁻³] average magnetic dipole moment [A m²]



The **polarization** or **net electric dipole moment density** is given by

$$\vec{P} = N \vec{p}$$

[C/m²] Number of dipoles per unit volume [m⁻³] average electric dipole moment [C m]



Induced Magnetization

For some materials, the *net magnetic dipole moment per unit volume* is proportional to the H field

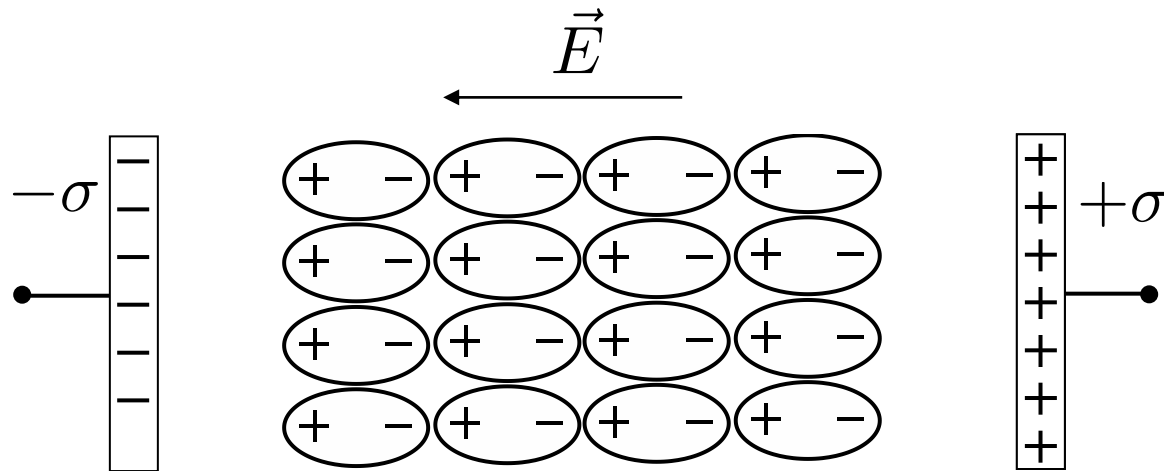
$$\overline{M} = \chi_m \overline{H}$$

MAGNETIC
SUSCEPTIBILITY
(dimensionless)

units of
both M and H
are A/m.

The effect of an applied magnetic field on a *magnetic* material is to create a net magnetic dipole moment per unit volume M

Induced Polarization



Density of dipoles....

$$\vec{P} = N\vec{p}$$

$$\vec{P} = N\delta\vec{x} = N\alpha\vec{E}$$

polarization density, P (a.k.a **electric polarization**, or simply **polarization**) - density of permanent or induced electric dipole moments in a dielectric material.
The SI unit of measure is coulombs per square meter.

Electric field polarizes molecules...

... equivalent to ...

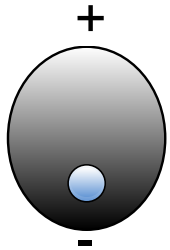

$$\vec{P} = \epsilon_0\chi_e\vec{E}$$

electric susceptibility of a dielectric material is a measure of how easily it polarizes in response to an electric field

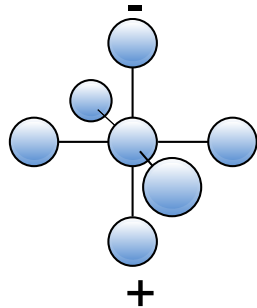
Origin of the Dielectric Response

Polarizability, α , tells us how easy is to disturb charge distribution, like the electron cloud of an atom or molecule, from its normal shape by an external electric field.

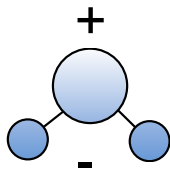
$$\vec{P} = N\vec{p} = N\alpha\vec{E}$$



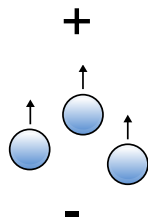
1. **Electronic Polarizability (α_e)**
Polarization of localized electrons



2. **Ionic Polarizability (α_i)**
Displacement of ions



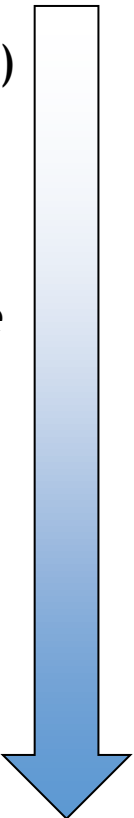
3. **Dipolar Polarizability (α_d)**
Reorientation of polar molecules



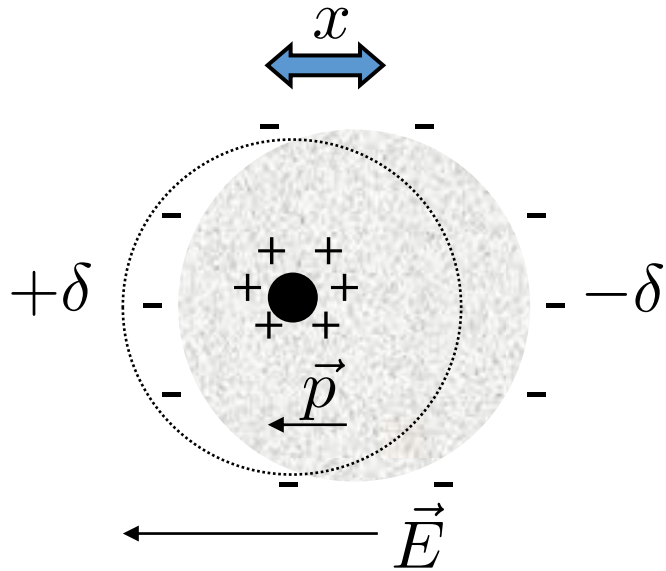
4. **Space Charge Polarizability (α_s)**
Long range charge migration

Polarizability (α)
increases

Response Time
Increases
(slower
response)

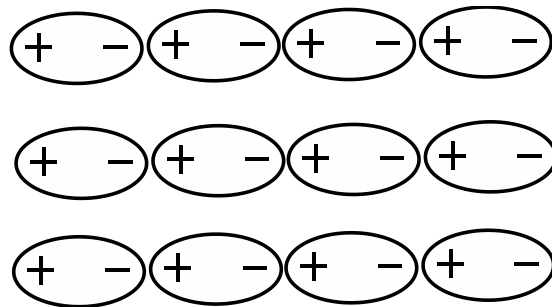


Bound Charges and Polarization

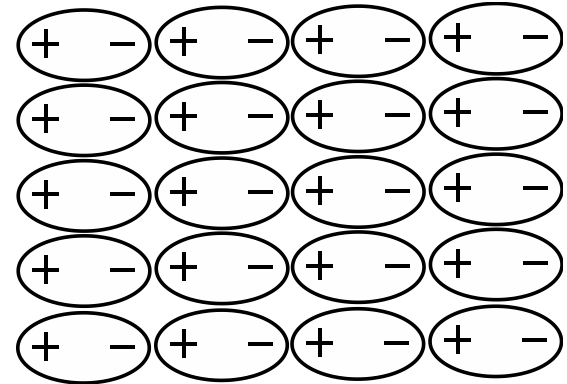


$$\rho_{bound} = -\vec{\nabla} \cdot \vec{P}$$

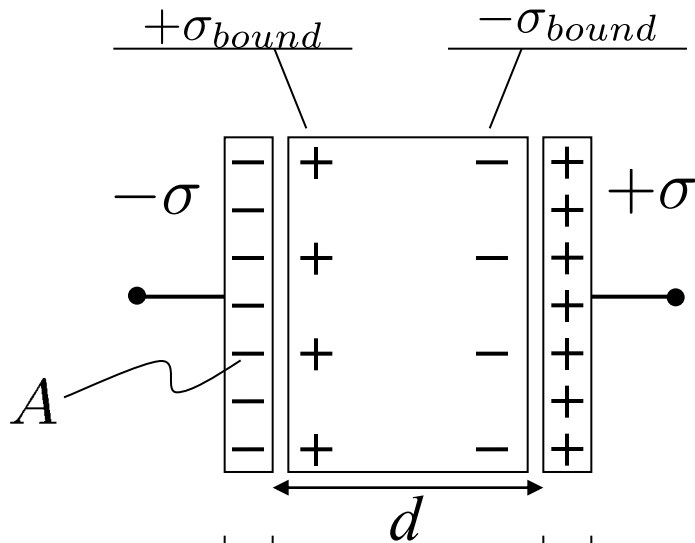
low dipole density



high dipole density

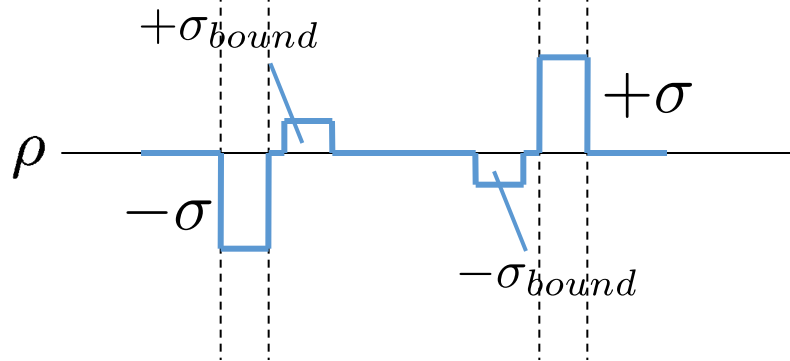


negative interface charge

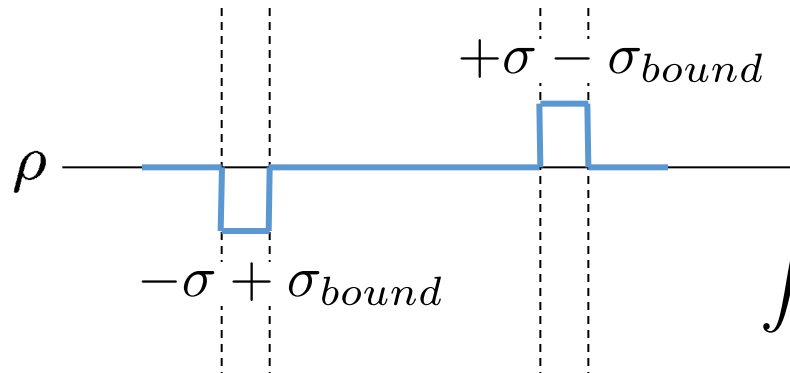


... let's insert an insulator sheet between capacitor plates

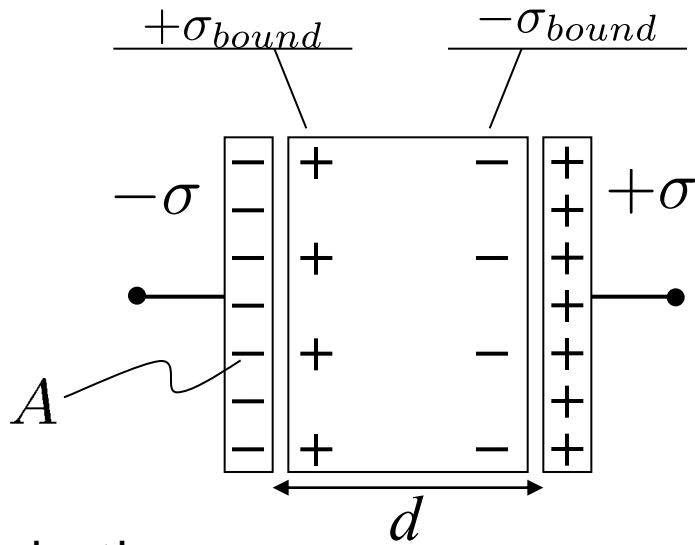
$$\begin{aligned}
 \int_S \epsilon_o \vec{E} \cdot d\vec{A} &= \int_V \rho_{total} dV \\
 &= \int_V (\rho_{bound} + \rho_{free}) dV \\
 &= \int_V \left(-\vec{\nabla} \cdot \vec{P} + \rho_{free} \right) dV
 \end{aligned}$$



equivalently ...



$$\int_S \left(\epsilon_o \vec{E} + \vec{P} \right) \cdot d\vec{A} = \int_V \rho_{free} dV$$




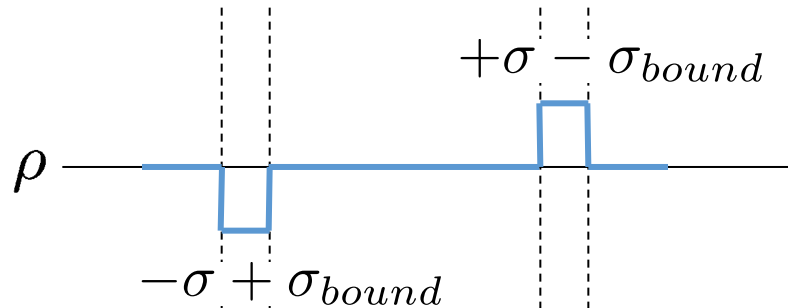
... let's insert an insulator sheet between capacitor plates

Electric displacement \vec{D}

$$\begin{aligned}\vec{D} &= \epsilon_o \vec{E} + \vec{P} \\ &= \epsilon_o \vec{E} + \epsilon_o \chi_e \vec{E} \\ &= \epsilon_o (1 + \chi_e) \vec{E}\end{aligned}$$

$$\vec{D} = \epsilon_o \epsilon_r \vec{E} = \epsilon \vec{E}$$

equivalently ...



Displacement Fields

$$\int_S \vec{D} \cdot d\vec{A} = \int_S (\epsilon_o \vec{E} + \vec{P}) \cdot d\vec{A} = \int_V \rho_{free} dV$$

where we define electric displacement field, \mathbf{D} , as $\vec{D} = \epsilon_o \vec{E} + \vec{P}$

Displacement field \mathbf{D} accounts for the effects of unbound (“free”) charges within materials.

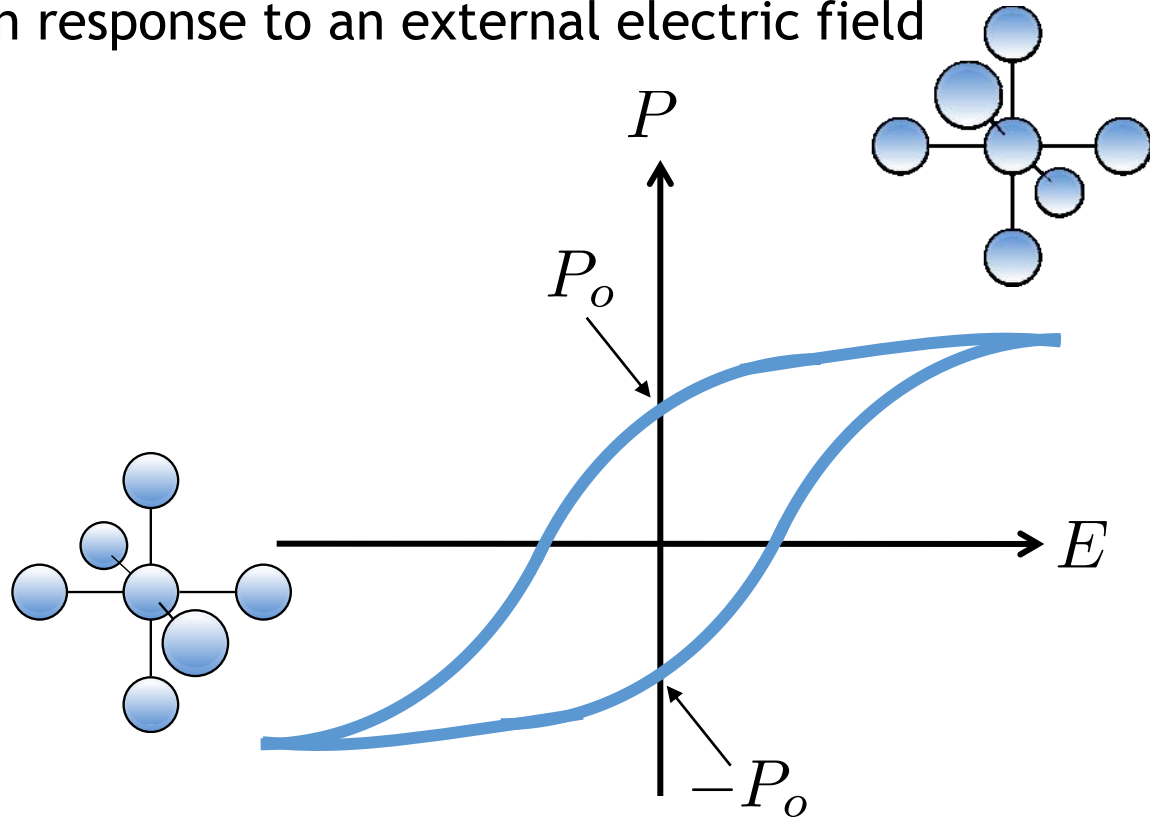
$$\int_S \epsilon_o \vec{E} \cdot d\vec{A} = \int_V \rho_{total} dV$$

Electric field \mathbf{E} accounts for the effects of total charges (both “bound” and “free”) within materials.

Ferroelectrics

A ferroelectric material develops a spontaneous polarization (builds up a charge) in response to an external electric field

- The polarization does not go away when the external field is removed
- The direction of the polarization is reversible
- Examples BaTiO_3
 PbTiO_3



Applications of Ferroelectric Materials

- Non-volatile FRAM (Ferroelectric Random Access Memory)

Why Worry About Dielectrics ?

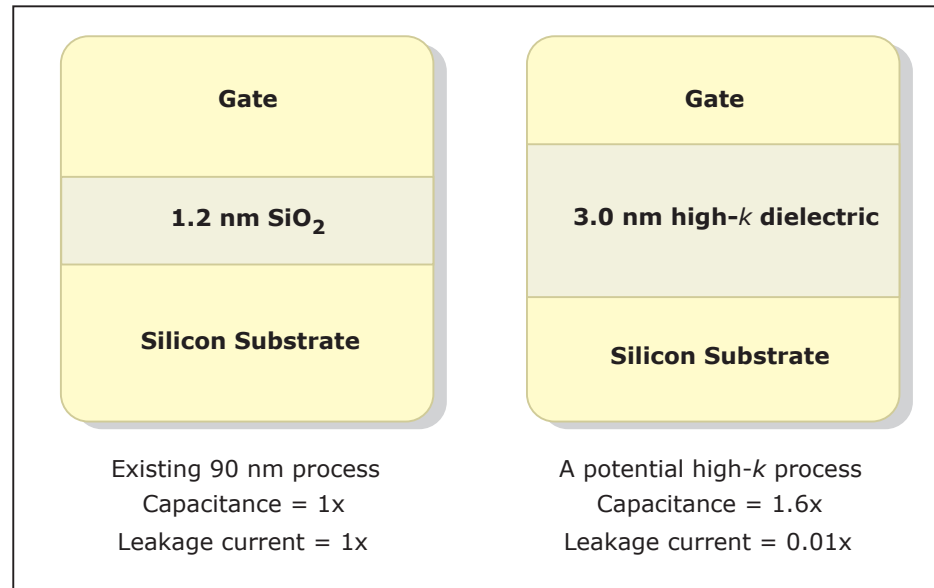
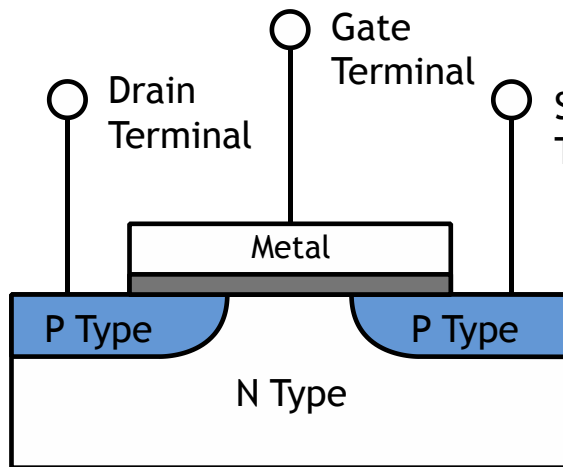


Image by MIT OpenCourseWare.



Capacitor in 90, 65nm

$$\text{SiO}_2 \ \epsilon/\epsilon_0 = 3.9$$

Capacitor in 45nm

$$\text{HfO}_2 \ \epsilon/\epsilon_0 = 25$$

As transistors scale, insulation within the capacitor has become leaky...

Energy Density of the Electric Field

What is the energy density stored in the capacitor ?

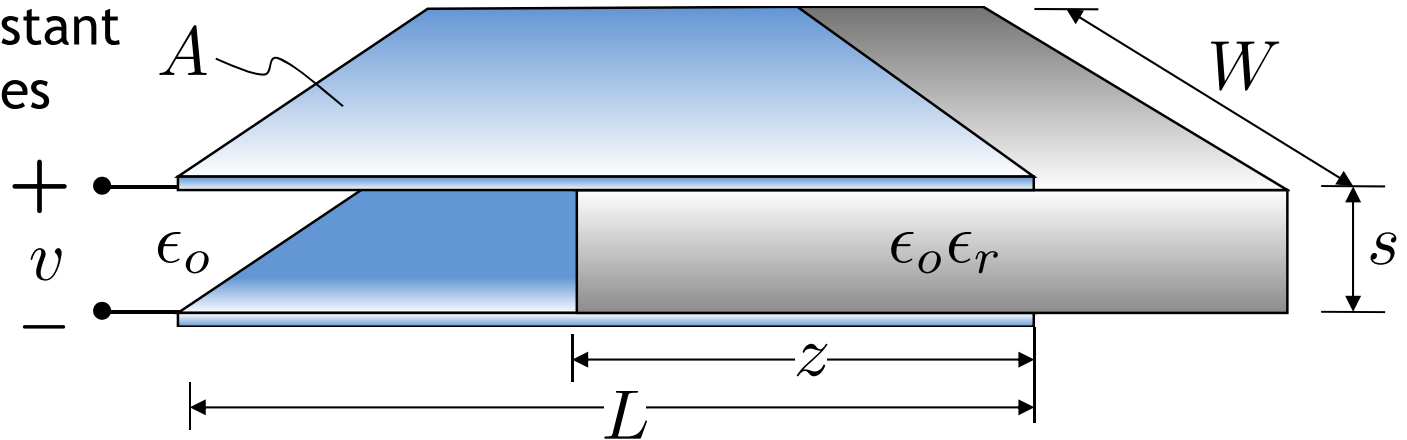
For a capacitor with large, flat plates...

$$\begin{aligned}\frac{W_S}{V} &= \frac{\frac{1}{2} \frac{q^2}{C}}{A \cdot d} = \frac{\frac{1}{2} \frac{\epsilon_o \epsilon_r A}{d} v^2}{A \cdot d} \\ &= \frac{\frac{1}{2} \frac{\epsilon_o \epsilon_r A}{d} E^2 d^2}{d^2} = \frac{1}{2} \vec{D} \cdot \vec{E}\end{aligned}$$

The **electric field** is not just the origin of electrostatic forces but also tells us about the stored energy !

Linear Dielectric Slab Actuator

Note: We are going to keep Q constant on the plates



$$W_S = \frac{Cv^2}{2} = \frac{Q^2}{2C} \quad f = - \left. \frac{\partial W_S}{\partial z} \right|_Q \quad f = \frac{Q^2}{2C^2} \frac{dC}{dz}$$

$$C(z) = \frac{\epsilon_0\epsilon_r z W}{s} + \frac{\epsilon_0 (L - z) W}{s}$$

$$f =$$

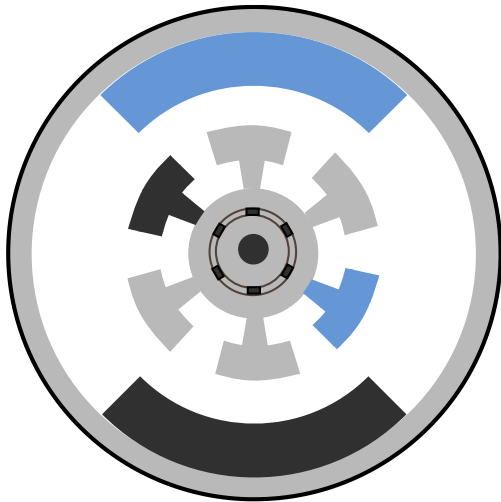
Electromagnetic Energy Storage

Remember ...

Magnetic

$$\begin{aligned}\frac{W_S}{V} &= \frac{1}{2} \mu \vec{H} \cdot \vec{H} \\ &= \frac{1}{2} \vec{B} \cdot \vec{H}\end{aligned}$$

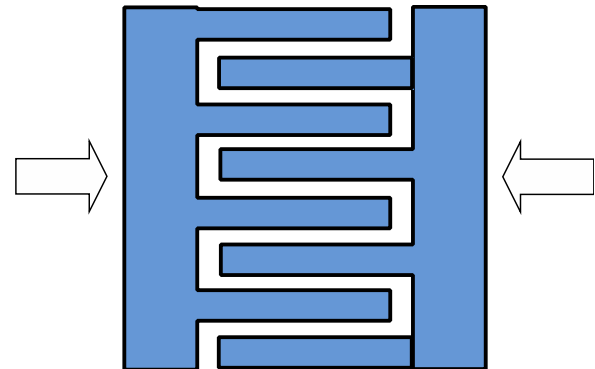
Magnetic machine



Electric

$$\begin{aligned}\frac{W_S}{V} &= \frac{1}{2} \epsilon \vec{E} \cdot \vec{E} \\ &= \frac{1}{2} \vec{D} \cdot \vec{E}\end{aligned}$$

Electric machine



Key Takeaways

Electric displacement

$$\begin{aligned}\vec{D} &= \epsilon_o \vec{E} + \vec{P} \\ &= \epsilon_o \vec{E} + \epsilon_o \chi_e \vec{E} \\ &= \epsilon_o (1 + \chi_e) \vec{E} \\ \vec{D} &= \epsilon_o \epsilon_r \vec{E} = \epsilon \vec{E}\end{aligned}$$

$$\begin{aligned}\int_S \epsilon_o \vec{E} \cdot d\vec{A} &= \int_V \rho_{total} dV \\ \int_S \vec{D} \cdot d\vec{A} &= \int_V \rho_{free} dV\end{aligned}$$

Magnetic

$$\begin{aligned}\frac{W_S}{V} &= \frac{1}{2} \mu \vec{H} \cdot \vec{H} \\ &= \frac{1}{2} \vec{B} \cdot \vec{H}\end{aligned}$$

Electric

$$\begin{aligned}\frac{W_S}{V} &= \frac{1}{2} \epsilon \vec{E} \cdot \vec{E} \\ &= \frac{1}{2} \vec{D} \cdot \vec{E}\end{aligned}$$

MIT OpenCourseWare
<http://ocw.mit.edu>

6.007 Electromagnetic Energy: From Motors to Lasers
Spring 2011

For information about citing these materials or our Terms of Use, visit: <http://ocw.mit.edu/terms>.