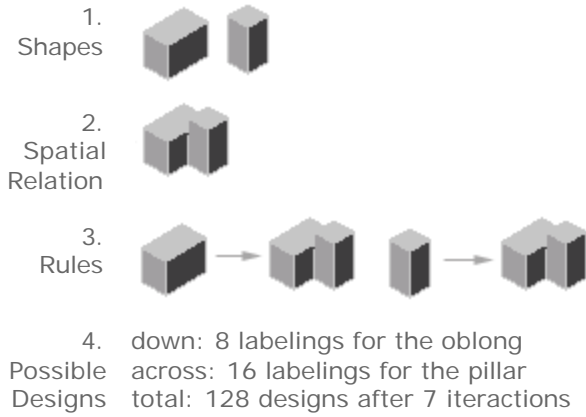



GIVEN SPATIAL RELATIONS

The chart below shows the possible designs generated by the following spatial relation between an oblong and a pillar, similar to the sample given before, but with different proportions.





From the chart above 16 designs have been chosen to be used as the departing volume for the clusters of townhouses. Eight of them are linear and the others are compact designs. Click on each image to see the VRML and download the AutoCad file to start adjusting the blocks to your needs and regenerating the derivation.

Note: you will need a VRML plug in to see the 3d models. Please download it from Archnet MIT-MIYAGI group, under Collections.

Design 1




Design 2




Design 3



Design 4




Design 5



Design 6



Design 7



Design 8



Design 9



Design 10



Design 11



Design 12



Design 13



Design 14



Design 15



Design 16

